



DECEMBER 5TH, 2025
Correlieu Secondary School
850 Anderson Dr., QUESNEL, B.C. V2J 1G4
TELEPHONE: 992-7007
Principal: Mrs. Marissa Knauf
Vice Principal: Mr. Shane Mummery



Principal's Message

Learning Updates (Report Cards) were sent home last Thursday. Please contact the office at the phone number above if you need a copy emailed to you. Overall, students marks look good. If your child is struggling academically, or with their attendance please set up a meeting with their Guidance Teacher so we can work together to help them be successful. The best indicator of academic success is attendance.

If your child is graduating this year, please make sure you check their Graduation Status Report, which is attached to the report card, to make sure that all required courses are either completed or in progress. Graduates should not have any courses in the "yet to complete" category. If your child is planning on graduating and has courses in the "yet to complete" category please contact their guidance teacher ASAP.

In the next few days we will be mailing out "at risk of not graduating" letters. If you receive a letter, please ensure you contact your student's guidance teacher or the administration team as soon as possible.

Guidance Teachers:

Kathy Pelchat: kathypelchat@sd28.bc.ca—Last names beginning with letters A-K

Carter Barbosa: carterbarbosa@sd28.bc.ca—Last names beginning with letters L-Z

Have a safe and happy holiday!

Upcoming Dates:

Dec. 11 & 12	The Brothers Grimm Spectaculathon @ 7 pm Correlieu Chuck Mobley Theatre
Dec. 17	CSS Music Holiday Show @ 7 pm Correlieu Chuck Mobley Theatre
Dec. 22 - Jan. 2	Winter Break
Jan. 5	First day back after Winter Break
Jan. 5—Jan 9	Non-Interruption Week
Jan. 19—Jan. 29	Provincial Assessments (regular block rotation)
Jan. 26—Jan. 29	In-Class Assessments
	Block Rotation
	Jan. 26 - A/B
	Jan. 27 - C/D
	Jan. 28 - B/A
	Jan. 29 - D/C
Jan. 29	Last day of Semester 1
Jan. 30	NI Day—no school
Feb. 2	First Day of Semester 2



Next PAC Meeting

Monday Jan. 26th @ 6:30— In the CSS library

We look forward to welcoming new parents to our PAC. Meetings are generally 30 minutes or less. Our executive will be elected at our first meeting. Parents do not need to be on the executive to attend.

Culture Room

608

December 2025

News and Events

Time flies when you are having fun

We don't know how it happened so fast but we are wrapping up 2025 and preparing for 2026. Grad photo retakes are happening this month, remember to make a note of your time as the sign-up sheet will be collected by the photographer for scheduling times. Dec 19th will be the final day of school for 2025 and we will see you back January 5th hopefully rested and ready as time seems to be flying by.



Sunday	Monday	Tuesday	Wednesday	Thursday	Friday	Saturday
	1	2	3	4	5	6
	Grad Photo Retakes	Grad Photo Retakes				
7	8	9	10	11	12	13
14	15	16	17	18	19	20
				CAKE DAY Student Holiday Activities		January 5 th Back to school
21	22	23	24	25	26	27
Winter Solstice			Winter			
28	29	30	31			
			Break			
Dimodzen	'ilhoh naglghel	Nat nalghel	Tat nalghel	Did nalghel	'utsunts'usyih	Too ts'utughih

For more information, questions or concerns please reach out to:

Keri Osha keriosha@sd28.bc.ca

Rolanda Neufeld rolandaneufeld@sd28.bc.ca

250-992-7007

NEWS & EVENTS

PROVINCIAL ASSESSMENTS - JAN. 19—JAN. 29

During this assessment period, all English 12 classes will write Literacy 12, all English 10 classes will write Literacy 10 and all Science 10 classes will write Numeracy 10 as indicated in the schedule below. We have also scheduled a Literacy 10/Numeracy 10 make-up session for any grade 12 students missing these assessments for graduation. There is a signup sheet in the office for anyone who would like to pre-write or re-write Literacy 12 on January 28. Please note that students are permitted to write assessments up to 3 times in order to better their score.

Please note the following:

- ♦ If your student misses their in-class assessment, there are two make-up opportunities: Mon, Jan. 26 (8:30 – 11:30 am in Room 401) and Wed. Jan. 28 (12:30—3:30 pm in Room 302)
- ♦ Students are permitted 3 hours to write their assessment. If your student is writing an afternoon assessment, they may not be finished writing until 3:30 pm so they may need to find an alternate way home if they ride a bus.

Jan. 19 - 23: All classes/blocks will run as normal, so if your student is not writing an assessment (s), they are expected to be in class. If your student finishes their assessment early, they are expected to go to their regular class or the library/Career Centre—no hallway wondering.

CORRELIEU GRAD ASSESSMENT SCHEDULE

January 19 – 29, 2026

Literacy 12 and Lit 10, Num 10, and Make-up Assessments

	MON, Jan 19	TUE, Jan 20	WED, Jan 21	THUR, Jan 22	FRI, Jan 23
	8:30am – 11:30am (A & B BLOCKS run as normal)	8:30am – 11:30am (C & D BLOCKS run as normal)	8:30am – 11:30am (B & A BLOCKS run as normal)	8:30am – 11:30am (D & C BLOCKS run as normal)	8:30am – 11:30am (D & C BLOCKS run as normal)
CAREER CENTRE	ADJ	ADJ	ADJ	ADJ	ADJ
LAB 302	Lit 12 Brackett's Block A	Num 10 Whitehouse's Block C	Lit 12 Brackett's Block B	Num 10 Christy's Block D	
LAB 401	Num 10 Sherstan's Block A		Lit 12 – Van Putten's Block B		
LUNCH (11:44 AM – 12:25 PM)					
	12:30pm – 3:30pm (C & D BLOCKS run as normal)	12:30pm – 3:30pm (A & B BLOCKS run as normal)	12:30pm – 3:30pm (D & C BLOCKS run as normal)	12:30pm – 3:30pm (B & A BLOCKS run as normal)	12:30pm – 3:30pm (B & A BLOCKS run as normal)
CAREER CENTRE	ADJ	ADJ	ADJ	ADJ	ADJ
LAB 302	Lit 12 Brackett's Block C	Lit 10 Cowlin's Block A	Lit 10 Van Putten's Block D	Num 10 Coffey's Block B	Num 10 Dinicol's Block B
LAB 401	Num 10 Christy's Block C				

NEWS & EVENTS

PROVINCIAL ASSESSMENTS - JAN. 19—JAN. 29

Jan. 26 - 29: Only two blocks per day as per the attached schedule. Lunch is from 11:30 am—12:30 pm. Some students will be writing provincial assessments this week. If your student finishes their assessment early, they are expected to go to their regular class or the library/Career Centre—no hallway wondering. This is also the week for In-Class Assessments.

CORRELIEU GRAD ASSESSMENT SCHEDULE

January 19 – 29, 2026

Literacy 12 and Lit 10, Num 10, and Make-up Assessments

	MON, Jan 26	TUE, Jan 27	WED, Jan 28	THUR, Jan 29	FRI, Jan 30
	8:30am – 11:30am (Block A all morning)	8:30am – 11:30am (Block C all morning)	8:30am – 11:30am (Block B all morning)	8:30am – 11:30am (Block D all morning)	NI Day – No School
CAREER CENTRE	ADJ	ADJ	ADJ	ADJ	
LAB 302	Lit 10 Jackson's Block A				
LAB 401	Lit 10/Num 10/Lit 12 Make-up		Lit 12 Pre-Write		
LUNCH (11:30 AM – 12:30 PM)					
	12:30pm – 3:30pm (Block B all afternoon)	12:30pm – 3:30pm (Block D all afternoon)	12:30pm – 3:30pm (Block A all afternoon)	12:30pm – 3:30pm (Block C all afternoon)	
CAREER CENTRE	ADJ	ADJ	ADJ	ADJ	
LAB 302	Lit 10 Jackson's Block B		Lit 10/Num 10/Lit 12 Make-up		
LAB 401					

NEWS & EVENTS

TERM 1 LEARNING UPDATES (REPORT CARDS) & GRADUATION STATUS UPDATES

Term 1 Learning Updates (report cards) were distributed to students on Nov. 27. If your student is in Grade 12, they also received a Graduation Status Update with their report card. Learning Updates and Graduation Status Updates were also posted to the parent portal. If your student is in grade 12 and received a failing grade in a course, please have them connect with their counsellor to ensure they are still on track to graduate. Here is some more information about how to read your student's Graduation Status Update:

Most students graduating are on a Dogwood Diploma. Their Graduation Status looks like the one on the right. Any courses in **YELLOW** are in progress and must be completed and passed before graduation. Any course in **RED** also mandatory and must be completed before graduation. If the course is **RED** the student still needs to register and take the course and complete it prior graduation.

February 6, 2024

Page 1 of 2



Graduation Status Update



PEN: [REDACTED]

Grade: 12



Graduation Program: British Columbia Certificate of Graduation (Dogwood Diploma)

In order to meet graduation requirements and be awarded a British Columbia Certificate of Graduation (Dogwood Diploma), students must earn a minimum of 80 credits and write all provincial assessments of numeracy and literacy. The 80 credits must include 52 credits for required courses and a minimum of 28 elective credits. The 28 elective credits may be from Ministry-Authorized or [Board/Authority Authorized \(BAA\) courses](#), post-secondary courses or [external credentials](#), but not Locally Developed courses. Students must also complete a minimum of 16 credits at the Grade 12 level, including a required Language Arts 12 course and Career Life Connections. At least 4 credits must have an Indigenous focus. ([Indigenous-Focused Graduation Requirements - Province of British Columbia](#)).

Completed Requirements

56 of 80 credits completed

- | | |
|---------------------------------------|---|
| • Language Arts 10 (4 credits) | • Mathematics 11 or 12 (4 credits) |
| • Language Arts 11 (4 credits) | • Science 10 (4 credits) |
| • Language Arts 12 (4 credits) | • Science 11 or 12 (4 credits) |
| • Social Studies 10 (4 credits) | • Physical & Health Ed 10 (4 credits) |
| • Social Studies 11 or 12 (4 credits) | • Applied Design, Skills & Tech (4 credits) |
| • Mathematics 10 (4 credits) | • Indigenous Grad Requirement (Met) |

Requirements currently enrolled or currently in progress

- Career Life Connections (4 credits)

Requirements yet to complete

- | | |
|------------------------------|-------------------------|
| • Career Life Ed (4 credits) | • Elective (28 credits) |
|------------------------------|-------------------------|

Provincial Assessments

- | | |
|--|--|
| <input checked="" type="checkbox"/> Numeracy 10 Assessment | <input checked="" type="checkbox"/> Literacy 10 Assessment |
| <input checked="" type="checkbox"/> Literacy 12 Assessment | |

This document is based on data provided by your school and is not a confirmation of graduation. Your Ministry of Education and Child Care verified graduation status is available to view on your Student Transcripts Service account. Any questions or discrepancies should be directed to your school.

Tickets are now available!

Get your tickets at Bo Peep, CSS office and the door

\$5 students/seniors, \$10 adults

Please support our Theatre class!

THE BROTHERS GRIMM SPECTACULATHON

By Don Zolidis

Directed By Carolyn Alton

Dec 11 & 12 7:00PM

Tickets \$10



Gold Pan Productions
Chuck Mobley Theatre

NEWS & EVENTS

CORRELIEU MUSIC DEPT. NEWS

The **CSS Concert Band** will be back again for the Olde Fashioned Christmas in Barkerville on Saturday, Dec. 13 from 12:15 pm —1:15 pm at the St. Saviour's Anglican Church. Please support our students and come out for some holiday festivities and music.



Join us for the **CSS Music Dept.** Holiday Show on Wednesday, Dec. 17 at 7 pm in the Correlieu Chuck Mobley Theatre with special guests the QJS Band! Admission by donation.



Grad Write-ups—Due December 19

Baby Photos/Parent Write-ups—Due January 23



- Grade write-ups/quotes are **due December 19!** The word limit is 120 words. Appropriate write-ups only. Be kind, be caring and no timestamps allowed. Send to cssyearbook2026@gmail.com
- The annual Correlieu yearbook fundraiser is \$20 for a Grad baby picture and 70-word parent write-up. Submit your photo/write-up to cssyearbook2026@gmail.com
Please pay Stacey in the office - Cash or cheque payable to Correlieu Secondary School. **Due January 23**

NEWS & EVENTS

LAST WEEK OF SEMESTER 1— JAN. 26—JAN 29

In class assessments will be happening the last week of January. There are also a few provincial assessments happening this week as well. For this week we will have two classes per day and our lunch hour will be from 11:30 - 12:30 p.m.

Monday Jan. 26 - A/B

Tuesday Jan. 27 - C/D

Wednesday Jan. 28 - B/A

Thursday Jan. 29- D/C

Friday Jan. 30—NI Day—No School

GRAD PHOTOS & ORDERING GRAD PHOTOS

Grad photos for those that got their orders into the office by Dec. 2 will hopefully received these in January. **A reminder that there are no online orders for grad photos.** The photographer keeps all photo files for 5 years, so you can place your order (mail it in) at anytime without any extra charges. If you have misplaced the order form that was with your proofs, we have extra forms in the office. Keep your proofs when ordering - you only need to return your proofs to the photographer if you are ordering retakes. The photographer charges \$10 if you order retakes and you don't return the original proofs.

GRAD 2026

Grad dates for this year's graduation are June 19th and June 20th. The first meeting for parents regarding graduation planning will be in January. Stay tuned for the date!



PARENTS' CORNER

The following information is from the Issue 9 of the Northern BC Healthy K to 12 Schools Newsletter (Fall/Winter 2025).
You can view the full newsletter [here](#)

Mental wellness



FamilySmart: Together-centred



FamilySmart supports the mental health of children, youth, and young adults by caring for the adults who care for them. They offer peer support to all parents and caregivers in BC who are parenting and/or supporting a child with a mental health and/or substance use challenge.

They offer a variety of free resources, videos, online events, training and workshops. Peer support services are free – with no waitlist!



Free mental health supports for schools



The BC Children's Health Promotion and Schools Team and Kelty Mental Health Resource Centre offer free services and resources to support mental health and substance use challenges at school and at home. This includes [webinars](#), [podcasts](#), and [virtual supports](#).

Explore their full websites for more tools, planning support and resources:



[For school professionals](#)



[For parents and caregivers](#)



[For counsellors and clinicians](#)



Nicotine risks



Nicotine pouches



Nicotine pouches might seem safer than smoking and/or vaping, but they can still be harmful to young people because they're addictive and can affect brain development and physical health. [Explore tips for talking with kids and teens about smoking and vaping.](#)

Roots Over Clouds: Escaping the Vape



First Nations Health Authority recently launched [Roots Over Clouds: Escaping the Vape](#), a new animated video that explores the harms of vaping, industry tricks, nicotine risks, and the power of sacred tobacco and connection.



PARENTS' CORNER

For secondary schools

Alcohol and legal substances



Binge drinking

Binge drinking is common among teens who drink alcohol. The intent is to get drunk quickly. This puts teens at risk of alcohol poisoning (alcohol overdose) and is considered very risky. Help your teen know how to stay safe.



Remember: If you suspect someone has alcohol poisoning, call 9-1-1 and don't leave them alone.

Mental wellness



Foundry BC

Foundry is a province-wide network of integrated health and wellness services for young people aged 12-24.

Young people can access free and confidential services by:

- Walking into one of our 17 local Foundry centres.
- Exploring our online tools and resources at foundry.ca.
- Connecting virtually through the free Foundry BC app (for communities without a physical centre).



Northern BC Foundry Centres are located in:

Prince George
1148 7th Ave V2L 5G6
236-423-1571
foundryprincegeorge@bc.ymca.ca

Terrace
101 – 3219 Eby Street
250-635-5596
foundryterraceinfo@tdcss.ca

Coming soon to:

- Burns Lake
- Fort St. John

Foundry Virtual BC

For communities that do not yet have a Foundry centre, FREE virtual services are available and include:

- counselling
- peer support
- groups and workshops
- physical and sexual healthcare
- work and education services



Hours of operation: 7 days a week.

- Monday to Friday 10:00 a.m.–9:00 p.m.
- Saturday to Sunday 10:00 a.m.–6:00 p.m.

Questions? Email online@foundrybc.ca



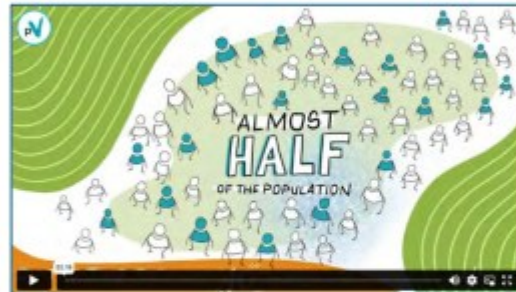
PARENTS' CORNER

PreVenture® Program

Foundry is expanding their support of the [PreVenture Program](#) with schools across BC! This program is an evidence-based initiative aimed at promoting mental health and reducing substance use among youth.

They use personality-focused workshops to equip students in Grades 7-9 with skills to handle:

- Stress
- Peer pressure
- Interpersonal conflicts
- Identity development



Why PreVenture Works!

Supportive Environment

Trained facilitators guide teens through workshops where they feel safe and heard.

Fosters Connections

Peer group setting allows for like-minded youth to come together.

Promotes Well-being

Cognitive behavioural strategies help teens to better understand themselves.

Empowers Teens

Knowledge is power. Teens come away from the workshops with a new set of skills.

For the past two years, Foundry has been supporting schools across BC in implement this program, providing comprehensive support including training for staff, ongoing coaching, and covering participation costs.



To learn more about how your school or district can get involved:

- Visit [Foundry support available for schools](#)
- Reach out directly to prevention@foundrybc.ca



PARENTS' CORNER

Physical activity



Help kids stay healthy by sitting less and moving more

We know that movement supports the physical health, mental health, well-being and academic success of school-age children and youth. We also know a typical school day can involve a lot of sitting or screen time.



[This infographic](#) gives ideas to help build more movement and less screen time into the school day and during homework.



Learn more about how too much screen time can affect kids and find simple ways to help build healthier screen habits by exploring more about the [4 Ms of screen use](#):

- Minimize
- Mitigate
- Mindfulness
- Modeling



PARENTS' CORNER

MYED PARENT PORTAL—ATTENDANCE TRACKING & GRADES

Did you know that you can use the MyEd Parent Portal to check your student's attendance and view their grades/assessments? See instructions below.

Students and Parents – MyEd Portal Password Reset Help

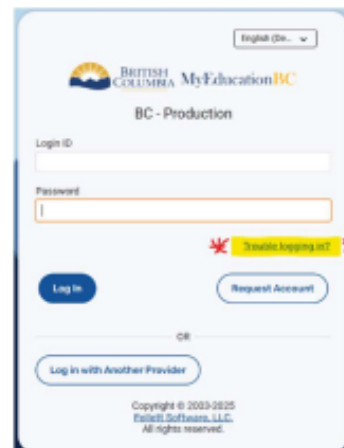
Did you know the MyEd portal has a redesigned password reset feature? If you already have a MyEd account but cannot login due to a Login ID or password issue, you can confirm your Login ID or reset your own password!

Step 1

Go to the MyEd portal Login Screen

<https://myeducation.gov.bc.ca/aspen-login/>

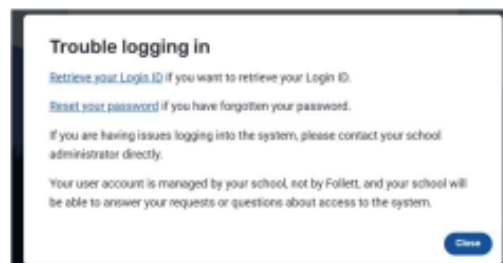
and click on the "Trouble Logging in?" button.



Step 2

Click on "Retrieve your Login ID" or "Reset your Password"

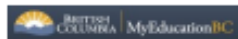
Once that is done it will ask you to confirm your email address. Students, this would be your @sd28.org email, parents it would be whatever you have on file with the school. Once you input the necessary email address the system will email you your ID or instructions on resetting your password.



Step 3

From there all you need to do is check your email and follow the instructions provided. If you are still having trouble, or you do not yet have an account, contact your school for help getting started.

PARENTS' CORNER



MyEd Parent Portal

This portal can help families:

1. Check student attendance
2. View grades and assessments



Go to:

How to get to the MyEd parent portal:

1. Go to the MyEd website

<https://myeducation.gov.bc.ca/aspen/login.do>

2. The MyEd site is found on the SD28 website from the Families & Students menu, Family Resources page and select MyEd BC Parent Portal



MyEducationBC

MyEd BC Parent Portal

MyEd is a secure student information system set up by the province of BC

[Learn More](#)

To login (from a computer):

1. Type your username (sd28-firstlastname) and the password that has been given to you. Selecting "forgot password" will email you a temporary password. Reach out to the school secretary if you need support.
2. Click log on. You may be prompted to change your password. It needs to have at least 8 characters with an upper case letter, symbol and number.



To check attendance:

1. For daily attendance and absences, go to top tab "Family" and left side tab "Attendance". Absences and lates are listed by date (A means absent, L for late and A-E for absent with a reason). Examples of an excused absence are: a parent called in or field trip affecting other classes.
2. For absences from specific classes, go to top tab "Academics." Select a class (in blue) and go to the left tab "Attendance" for more details.



PARENTS' CORNER

To check marks:

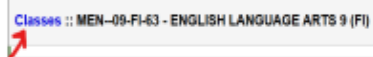
* Published report cards should be available from top tab "Pages" in the Published Reports section.



* Grades that have been posted to the open portal can be viewed by going to top tab "Academics." Select the class to view posted grades and other details.

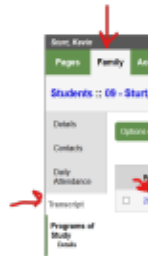


* To view a different class, click on the "Classes" breadcrumbs and select a different subject.



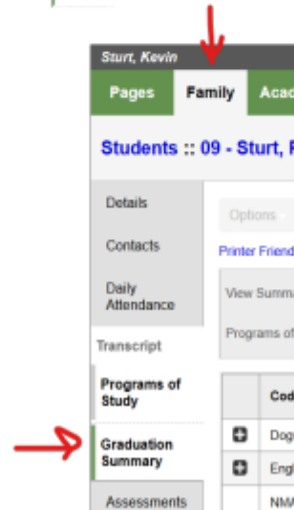
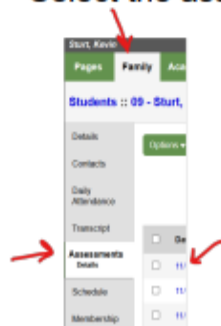
To get transcripts and graduation summary:

* Go to top tab "Family" and select "Transcript" from the left menu tab. Select the year in blue to find more details.



* From "Family", the left tab menu "Graduation Summary" will provide more details about the student's progress toward graduation.

* Assessments (FSAs and grad assessment result) can be found from "Family" and left menu "Assessments." Select the assessment that you want to view.



Career Centre December Update

A gigantic thank you and shout out to both Artemis Gold and Northern Health for offering their time to tell students about career opportunities in Mining and at Northern Health. These presentations were informative, interactive, and full of new career information. "Who knew there were all those careers!" was a student's comment. Thank-you to Christine McCann from Northern Health, and Jolene Webb from Artemis Gold, for all their preparation work in making sure that 23 professionals were available to showcase their specific careers and answer multitudes of questions.



December will still be a busy month. Thanks to our COFI partners, students will have the opportunity to tour the West Fraser Plywood Plant (Dec 17). We will also be having familiarization tours to CNC Dec 8 and 9.

Finally, we are also still accepting second semester applications for the CNC Trades Exploration Program (12 Credits, C and D Block) and the Junior Firefighting Program (X block after school). If Interested please contact Mr. Runge (martinrunge@sd28.bc.ca) as soon as possible. **See the next page for more info.**

For parents or caregivers who would like further information on Works Experience, Work in Trades, and Dual Credit courses or the course requirements please feel free to contact me., Martin Runge, in the career counselling area, at martinrunge@sd28.bc.ca , or visit the school web site for course or scholarships options ([Course Selection | Correlieu Secondary](#), [Scholarships & Awards | Correlieu Secondary](#)).

Career Centre December Update

Youth Explore Trades Sampler Application Package

Are you interested in exploring a trade, but not sure which one?

Youth Explore Trades Sampler allows you to try 4 different trades at the College of New Caledonia.

Explore 4 trades for half days over the second semester.

Earn 12 credits towards high school graduation requirements.

The trades modules you explore will include:

- Trades Discover Core Skills (60 Hours)
- Welding/Metal Fabrication (60 Hours)
- Electrical (60 hours)
- Carpentry (60 Hours)
- Piping Trades (60 Hours)

Who is eligible: Grades 10 -12 students in School District No. 28

When: Semester 2 (of your Grade10, 11 or 12 year)

Applications close Dec 15 2025* for the 2025/2026 Intake that begins in February (Sampler only).

*Issues with that date see Mr. Runge (martinrunge@sd28.bc.ca)






Jan 3rd
through
March 7th

Freestyle Skiing & Snowboarding

Register Now!

WWW.TROLLFREESTYLECLUB.CA



NOONLIGHT MADNESS

SATURDAY DEC. 13TH 11AM-2PM

Our Holiday Headquarters will be outside at Franks Supermarket where you will find:

<i>Free!</i> Hot Dogs	Santa & Mrs. Claus	Festive Feels
Hot Chocolate	S'mores	Warm Fire
Popcorn	Prizes	Christmas Music

How to win a prize...

Shop at any South Quesnel business between Dec. 1st-13th, save your receipt, and bring it to our Holiday Headquarters between 11am-2pm on Dec 13th OR bring a new toy to support our toy drive for the Amata House, every toy gives you an entry!

Each receipt/Toy donation = 1 entry to win one of 4 gift baskets valued at \$400 each!

The winners will be drawn in the evening of the 13th, and contacted by phone.

**The more you shop,
the more chances to win!**

NEWS & EVENTS

INTRAMURALS



MUSIC MANIA!

Trivia Challenge!

Gather a team of 5 from any grades (Staff teams of 3)

Categories: Lost me with the Vocals, Telling Titles, Grandma's Yacht Rock, AI did my homework, Costco Samples?, and Under the Covers

December 10, 2025

11:50am - 12:30pm

Correliou Theatre

Sign up On the Library Windows!





First Nations Health Authority
Health through wellness

First Nations Health Authority
270 – 177 Victoria St.
Prince George, BC, V2L 5R8



Population & Public Health
500 – 299 Victoria Street
Prince George, BC, V2L 5B8

November 24, 2025

To Families and School Staff: What you need to know about measles

Measles is spreading in BC right now. This letter has important information to help keep your child, your family, and our schools safe. Measles is a sickness that spreads easily, but we can help stop it with vaccines and knowing what to do if we're exposed to it.

Vaccines help protect us

Getting the measles vaccine is the best way to stay safe!

People are protected if they:

- got **two measles vaccines (shots)** after turning 1 year old,
- were born **before 1970**, or
- were diagnosed with measles before.

Check if you or your child got both vaccines:	If you or your child need vaccination:
<ul style="list-style-type: none"> • check online at BC Health Gateway (https://www.healthgateway.gov.bc.ca) • call your local Community Health Centre or Health Unit. 	Book an appointment at your local: Community Health Centre, Health Unit (https://www.northernhealth.ca/find-a-facility/health-units), or pharmacy

What measles looks like

Symptoms of measles show up **7 to 21 days** after being near someone who has measles (if you catch the virus). These symptoms include:

- Fever
- Cough
- Runny nose
- Red or watery eyes
- A rash that starts on the face and neck, then spreads

Measles spreads through the air when someone with measles breathes, coughs or sneezes. Measles can make people very sick by causing problems with breathing or in the brain, and sometimes it can be deadly.

If you think your child has measles symptoms

- Do not send your child to school.
- Call **your doctor** or the **Northern Health Virtual Clinic at 1-844-645-7811**.
- Try to keep your child away from other people during this time.
- If you need to go to the doctor or hospital, call ahead so they can get ready.

If someone has measles

They should stay home and away from other people until at least 4 days after the rash starts. This helps stop the sickness from spreading. If you need to go to the doctor or hospital, please call first so the staff can get ready.

If measles exposure happens at school	If your child gets sick at school
<p>If there is exposure to measles at your school, public health will send a letter to the school to send home. It will tell you:</p> <ul style="list-style-type: none">• Where to get vaccines• Information about testing, preventive treatment, and care• That anyone not immune to measles should stay home for 21 days to keep others safe	<p>If your child feels sick at school, staff will call you – just like normal.</p> <p>If there is concern about measles, school staff will call public health for advice. Based on this advice, school staff may help that person go home quickly.</p> <p>While waiting, your child may wear a mask and stay in a separate room.</p> <p>You can call your doctor or the Northern Health Virtual Clinic at 1-844-645-7811 to assess you and see if you should be tested for measles.</p>

Extra care for some people

Measles can be very dangerous for people who are not protected, and who are pregnant or have weak immune systems. If you are worried about the health of your child or family member related to measles, call **your doctor** or the **Northern Health Virtual Clinic** right away. They can help you get care and medicine to stay safe.

More information

- <https://www.northernhealth.ca/health-topics/measles>
- <http://www.bccdc.ca/health-info/diseases-conditions/measles>
- <https://www.healthlinkbc.ca/healthlinkbc-files/measles>
- Northern Health Virtual Clinic: 1-844-645-7811

Let's work together to stop the spread of measles and keep our schools and families safe.

With thanks and in partnership,

*Northern Director of Nursing, on behalf of
First Nations Health Authority Public Health Doctors (Medical Officers)*

*Regional Nursing Lead – Healthy Schools, on behalf of
Northern Health Public Health Doctors (Medical Health Officers)*



First Nations Health Authority
Health through wellness



GRADE 12 Post Secondary Information

SCHOLARSHIPS

Did you know that Correlieu has Google classroom page to help our grade 12s stay up-to-date on scholarship opportunities? You can navigate to this page via our website

<https://css.sd28.bc.ca/graduation/scholarships/css> or via the invite link

<https://classroom.google.com/c/NzMxNzYzNDM4NTQx?cjc=a3l6a7l>. The class code is: a3l6a7l

Please check the following sites for upcoming scholarships that you may be interested in.

There are so many opportunities. Most are online applications. Take a peek at the eligibility requirements for each one and note the deadline date. Mr. Barbosa is willing to help if you need assistance—you can find him in the counselling area

[B.C. Scholarships - BC Scholarships](#)

StudentScholarships.org

[How to Apply for Scholarship | College Scholarships | BC Scholarship Society](#)

If you are interested in studying abroad and applying for Scholarships, Click here:

[Scholarships and Awards | BC Study Abroad](#)

Making an account on Education Planner BC will help you search thousands of programs, discover career paths, explore financial resources and apply to post-secondary in BC.



NEWS & EVENTS

STAY UP-TO-DATE

There are a few Facebook pages and our Instagram that students/parents/guardians can follow that are updated regularly:

Correlieu Secondary School

<https://www.facebook.com/people/Correlieu-Secondary-School/100057637201475/>

Instagram — [@correlieu_secondary](#)



School District # 28

<https://www.facebook.com/schooldistrict28>

School District # 28 Transportation

<https://www.facebook.com/SD28Transportation>

If your child is a bus student, please check the School District #28 Transportation Facebook page regularly as this is where you can find information regarding bus cancellations and bus delays.

NEWS & EVENTS

CREDITS FOR GRADUATION

Worried about not having enough credits to graduate in June? Students must have completed 80 credits as well as all Ministry assessments in order to participate in all graduation events. If you have questions, please see your Guidance Teacher based on your last name: A-K : Ms. Pelchat L-Z: Mr. Barbosa

BC GRADUATION REQUIREMENTS



All students must complete **80 credits** over Grades 10-11-12 and the **3 Provincial Assessments** at the bottom of this page to meet the Ministry of Education's graduation requirements and achieve a Dogwood certificate.

80-CREDIT CHECKLIST:

- ☐ English Language Arts 10 (**English First Peoples 10)
- ☐ Social Studies 10
- ☐ Science 10
- ☐ Math 10
- ☐ Physical and Health Education 10
- ☐ Arts or Applied Design, Skills & Technologies 10, 11 or 12
- ☐ Career Life Education
- ☐ English Language Arts 11
- ☐ Math 11
- ☐ Social Studies 11 or 12 (**BC First Peoples 12)
- ☐ Science 11 or 12
- ☐ English Studies 12 (**English First Peoples 12)
- ☐ Grade 12 course
- ☐ Grade 12 course
- ☐ Grade 12 course
- ☐ Other Grade 10, 11 or 12 course
- ☐ Other Grade 10, 11 or 12 course
- ☐ Other Grade 10, 11 or 12 course
- ☐ Other Grade 10, 11 or 12 course
- ☐ Career Life Connections & Capstone + 30 Hours of volunteer or paid Work Experience

PROVINCIAL ASSESSMENTS:

- ☐ Literacy 10
- ☐ Numeracy 10
- ☐ Literacy 12



CORRELIEU SECONDARY SCHOOL

850 ANDERSON DRIVE QUESNEL BC V2J 1G4
PHONE 250.992.7007 FAX 250.992.8476 WEBSITE www.css28.com

MARISSA KNAUF, B.Ed., M.Ed.
Principal

SHANE MUMMERY, B.Ed., M.Ed.
Vice-Principal

August 28, 2024

RE: Personal Electronic Devices – School District 28 Correlieu Secondary School

Dear Parents/Guardians,

The start of the school year is fast approaching, and we look forward to seeing all our students back in classes. It will be important for students and families to be aware of a new policy in regard to personal electronic devices and their use during instructional time. On January 26th, 2024, the Province announced three actions for the safety and well-being of students in relation to digital technology. The announcement included restrictions on the use of cell phones in schools, which must be in place for the 2024/25 school year.

Per Ministry and District policy, Correlieu Secondary School (CSS) will implement the following policy:

In September 2024, students are expected to store their personal electronic devices in teacher assigned spaces in each classroom. Students will need to have their devices silent (airplane mode or off) during instructional time. Instructional time is...

Monday to Thursday	Fridays
8:30am to 10:01am	9:20am to 10:30am
10:09am to 11:44am	10:35am to 11:44am
12:30pm to 1:37pm	12:30pm to 1:37pm
1:42pm to 2:48pm	1:42pm to 2:48pm

Only at the teacher's discretion/direction, an exemption may be made when the directed use of such devices supports a specific curricular objective and is part of instructional planning.

We understand that many parents/guardians use text messages to communicate with their children during the day. Students are able to check their phones outside of class times; during lunch break, and after school. For emergency situations, we ask that you contact the school office, **250-992-7007**, and we will pass along your message, or have your child contact you. These changes are intended to support a focused learning environment for your young people and to help reduce the addictive and negative impacts these devices are having on our young teens.

If you need to contact your child during class times, please call the office. We will pass along your message or have your child contact you.

Office: 250-992-7007



CORRELIEU SECONDARY SCHOOL

850 ANDERSON DRIVE QUESNEL BC V2J 1G4
PHONE 250.992.7007 FAX 250.992.8476 WEBSITE www.css28.com

MARISSA KNAUF, B.Ed., M.Ed.
Principal

SHANE MUMMERY, B.Ed., M.Ed.
Vice-Principal

The following procedures will be used for violations of these expectations:

- **1st Time a student is non-compliant with electronic device policy** – The student will hand in their device and it will be stored securely in the office until the end of the day. The student is responsible for collecting their device from the office at the end of the day. We expect students to comply with this request without becoming argumentative or defiant. Students not complying with the request will move into the discipline process. Issues taking place in the last block of the day will require the device to be in the office the next day. Parents will be contacted.
- **2nd Time a student is non-compliant with electronic device policy** – The student will hand in the device and a parent/guardian will be asked to pick up the device. Parents will be contacted.
- **3rd Time a student is non-compliant with electronic device policy** – The family, student and Principal team will work together to create a device plan. The student handing in their device daily, to be stored securely in the vault for a defined period of time.

***“Personal Electronic Internet-Connected Devices”** include, but are not limited to, cell phones, smart watches, tablets, computers, portable game systems).

Continuing to disregard these Provincial, District and School expectations may result in consequences per the Code of Conduct and may include suspension and/or other disciplinary consequences.

We ask that you support our staff and discuss this change with your child before the upcoming school year.

If you have questions or concerns about these new expectations, please contact either of the Principal team at the school.

In partnership,

Marissa Knauf
CSS Principal

Shane Mummery
CSS Vice-Principal

RE: Personal Electronic Devices – School District 28 - Correlieu Secondary School

ROLES AND RULES – Student use of personal electronic devices during instructional time.

Personal Digital Devices RULES <i>(includes communication devices)</i>	TEACHER ROLE:
<ul style="list-style-type: none">○ STEP 1: Hand into office for 1 day○ STEP 2: Device to office and parent may need to pick it up. Devices will be returned at the end of the day.○ STEP 3: Device Plan - device into the vault each morning and picked up at the end of the day (created with student, family, Principals; defined duration) <p>REFUSAL = move to step 3, then to In-School Suspension</p>	<p>STEP 1: Device collected – sent to office to be picked up at end of the day by student. Teacher/Principal will contact parent or guardian. <i>Seal envelope with device in (time, teacher, reason if needed)</i></p> <p>STEP 2: Device collected – sent to office to be picked up by family – P/VP contact home <i>Seal envelope with phone in (time, teacher, reason if needed)</i></p> <p>STEP 3: Device handed in each morning, picked up at end of the day – P/VP tracks plans</p>

**** Smart watches can remain with the student until proven to be used as a communication device, at which time it will be considered as above.****



Notice to our Students and Parents/Guardians/Caregivers

Quesnel School District Threat Assessment Protocol

The Quesnel School District and our community partners are committed to having safe, caring and inclusive schools. In the event that a student makes a threat of violence or harm to other students, staff or the school community, the school will initiate the Quesnel School District threat assessment protocol.

Violence, Threat and Risk Assessment Protocol

In the event of a serious threat to the wellbeing of students or staff, A Violence, Threat and Risk Assessment Protocol will be initiated.

A threat is an expression of intent to do harm or act out violently against someone or something. They may be verbal, written, drawn, posted on the internet or made by gesture. Threats must be taken seriously, investigated and responded to.

What is the purpose of a threat assessment?

- to ensure the safety of all students, staff, parents and others
- to ensure a full understanding of the context of the threat
- to understand factors contributing to the threat makers' behaviour
- to be proactive in developing an intervention plan that addresses the emotional and physical safety of the threat maker
- to promote the emotional and physical safety of all

What behaviours initiate a VTTRA?

A VTTRA will be initiated when behaviours include, but are not limited to, serious violence with intent to harm or kill, verbal/written threats to harm/kill others, Internet website/social media threats to harm/kill others, possession of weapons (including replicas), bomb threats, and fire setting.

Duty to report

Staff, parents, students and community members have a duty to report all threat-related behaviours to keep our school community safe.

VTTRA Team

Our school has a multi-disciplinary threat assessment team. The team includes principal, vice-principal, district staff, school counsellors and police.

What happens in a student threat assessment?

After a report, the principal will activate the protocol for initial response. The team is activated and interviews may be held with the student(s), the threat maker, parents and staff to determine the level of risk and develop an appropriate response to the incident. Intervention plans will be developed and shared with parents, staff and students as required.

Can someone refuse to participate in a threat assessment process?

It is important for all parties to participate. If someone is reluctant to participate for some reason, the threat assessment process will continue in order to keep our school safe.



RESPECTFUL COMMUNICATION

At Correlieu Secondary School we value effective and respectful communication with our families and community members. Staff are eager to address your questions or concerns. It is important that home and school can communicate effectively to resolve an issue as well as support teaching and student learning.

In the event of an emergency or urgent matter, please phone the school (250-992-7007) or district office directly.

RESPECTFUL COMMUNICATION

- All communication needs to be respectful and courteous
- Be mindful of tone and volume when addressing concerns
- Address the concern(s) at hand
- Listen and understand the concern from the school perspective as well as the students
- Work together to solve problems
- If communication is aggressive, offensive (e.g. racist or sexist comments), threatening, intimidatory, disrespectful or contains profanity, it is considered unacceptable

SCHOOL/DISTRICT
COMMUNICATION PROTOCOL

- Address the concern with the person and give them a chance to respond before bringing the concern to the Principal, Vice Principal or District office. Follow our school district protocol below:

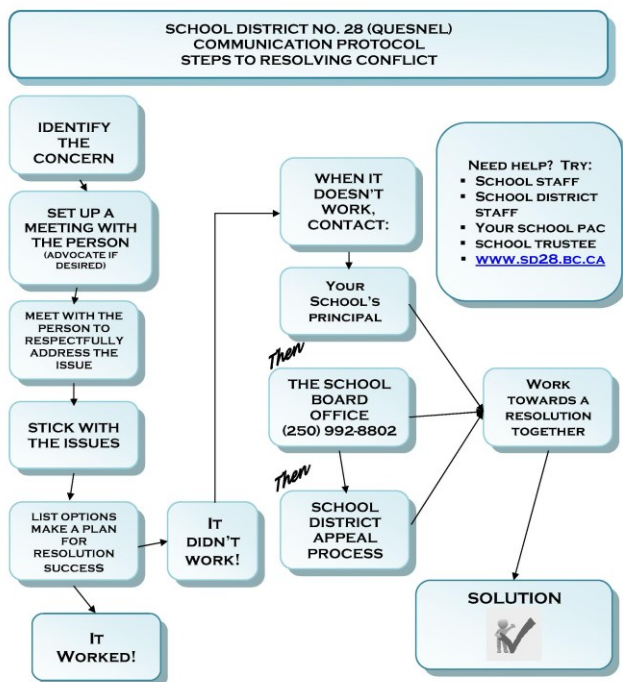
COMMUNICATING CONCERNS

- Inquiring about academic progress, learning expectations or behavioural concerns is best addressed in person or on the phone. Schedule an appointment to meet/speak with your teacher
- Confidential matters are best conveyed by phone or personal contact. It is best practice to have prearranged phone calls or meetings to discuss these matters

EMAIL COMMUNICATION

- It may take administration, teachers or support staff 1-3 business days (apart from scheduled breaks in the school year) to respond to email concerns. **If there is urgency to your communication, please call the school**
- Note - Staff who work with students are typically unable to read their email during school hours
- Please send only non-vital messages by email

[Link to - Procedures 118 - Appendix 1 and 2 - Communication Protocol - Steps to Resolving Conflict](#)



VANDALISM ALERT! If you suspect/observe vandalism occurring on school grounds or in a school, please call the school.
After hours – phone the local RCMP detachment @ 250 992-9211 [Quesnel] or 250 994-3314 [Wells].

401 North Star Rd
Quesnel, BC V2J 5K2
Phone: 250 992-8802
Fax: 250 992-7652
Website: www.sd28.bc.ca

SCHOOL DISTRICT No. 28
(QUESNEL)

COMMUNICATION PROTOCOL

Steps to Resolving Conflict:

The following guidelines have been developed to support respectful communication when concerns arise. It is expected that every attempt will be made to resolve concerns at the school level; or level closest to the concern.

If at any time, you need advice you can seek assistance/support in this process from:

- School Staff
- School District Office Staff (992-8802)
- School Parent Advisory Council Chairperson
- Trustees (992-8802)
- Web site - www.sd28.bc.ca

Finding a Resolution:Identify the Concern

Try to resolve the concern:

- Begin at the school level between the concerned parties.

To help you do this:

- Focus on the student's needs.
- Define the real issue: What is needed and wanted?
- Make an appointment to see the person with whom you have a concern. Set a mutually satisfactory date and time.

- Prepare for the meeting – make notes, plan.
- Bring a support person if you desire, (inform the person with whom you meet).
- Respectfully, address your concern.
- Together, explore possible options and select the best solution.

Make a plan for resolution and success:

- Set up an action plan with times, dates and follow-up.

Seek Assistance

- ⇒ If the issue is not resolved, or an action plan is not successful, seek assistance from the Principal after informing the other party of your intent to do so.

- ⇒ If the issue concerns the Principal and you have not had success through the initial portion of this process, contact a Director of Instruction or the Superintendent of Schools at 992-8802 for assistance or support in resolving the issue.

If the issue remains unresolved after accessing assistance or support from a Director of Instruction or the Superintendent of Schools, contact the School Board using the Appeal Process (Bylaw No. 1). Call the School District Secretary-Treasurer at 992-8802 for information on the appeal process.

General Information

All concerns should be addressed. If you feel that you cannot approach the individual involved, please contact your school principal for assistance.

If you require more information please contact the School District Administration Office at 992-8802. The Quesnel School District believes that this Communications Protocol, developed by the School Board in partnership with the QDPAC, QDTA, QVPVA, CUPE Local 4990, and District Administration, will aid in a respectful and mutually satisfying resolution to problems and concerns.

The Communications Protocol Committee, under the direction of the Board of School Trustees, is committed to improving communications in the District. This is an on-going process and from time to time the established protocol procedures are reviewed. Your comments are welcomed.



School District No. 28 Quesnel has developed a School Safety Notification System in collaboration with Quesnel RCMP to keep students, staff and volunteers safe. While it is impossible to anticipate all eventualities, the notifications below are used as a guide to conduct these procedures effectively. **Communication is important and will come as able from the school or District Office as appropriate.**



ROOM CLEAR

Used to move people away from a hazard or concern contained in one room/area.

- Students directed to leave the room/area and report to designated area
- Principal/designate to call for assistance as needed (e.g. principal/vice-principal, custodian, 911, first aid attendant)



RETURN & REMAIN

Used as a short-term measure to provide privacy and dignity in the event of a medical event or an animal (bear etc.) on the school grounds.

- Staff and students enter the school and remain indoors (in the event of medical event or animal on the school grounds)
- Students Return to class and close classroom doors and Remain until directed by the teacher or principal.
- Principal will call District Administration Office (250 992 8802)



EVACUATE

Used to move people out of the school when a hazard exists inside. May include floods, potential fire, or a bomb threat.

- Students and staff directed to exit school using the safest route
- Principal will call District Office (250 992 8802)
- Students and staff to assemble outside at a designated assembly site. Assembly site may be off school grounds at an alternate location.



HOLD AND SECURE

Used when there is a security concern, such as a police incident, in the neighborhood of the school.

- Principal/designate to announce "hold and secure," repeating several times
- Principal/designate to call District Administration Office (250 992 8802) to inform of Hold and Secure
- Lock exterior doors and close exterior windows, blinds
- Students and staff may be asked to minimize activity in hallway
- Put sign on front door advising visitors that school is in a Hold and Secure
- Normal duties may continue within the school
- Hold and secure will be lifted by an announcement from the principal/designate under direction of RCMP and school District



LOCKDOWN

Used to prevent intruders from entering occupied areas of the school, or in times when it is necessary to isolate students and staff from a danger outside or within the building.

- Principal/designate will announce "This is the Principal of _____, lockdown now," repeating several times
- Principal/designate will call 911 and the District Administration Office (250 992 8802) - only when/if it is safe to do so
- Students and staff gather in the nearest secure room
- Close and secure doors
- Turn off lights, close windows and blinds, get down behind heavy furniture or out of sight, stay quiet
- All students must turn off cellphones
- Do not respond to anyone at the door, and ignore dismissal bells
- Remain in lockdown until the room is cleared by authorities

SCHOOL DRILLS

All schools in the Quesnel School District practice important safety techniques to keep students and staff safe during emergencies



FIRE DRILLS
3 in spring, 3 in fall



EARTHQUAKE DRILLS
3 per year recommended



LOCKDOWN DRILLS
2 per year



EMERGENCY INFORMATION
In an emergency, call 911 and the District Administration Office at 250 992 8802



School Calendar 2025-2026

School District #28 Quesnel

401 North Star Rd. Quesnel, BC V2J 5K2 Phone: 250 992-8802 Fax: 250 992-7652

Website: www.sd28.bc.ca

AUGUST 2025						
S	M	T	W	T	F	S
					1	2
3	4	5	6	7	8	9
10	11	12	13	14	15	16
17	18	19	20	21	22	23
24	25	26	27	28	29	30
31						

SEPTEMBER 2025						
S	M	T	W	T	F	S
	1	2	3	4	5	6
7	8	9	10	11	12	13
14	15	16	17	18	19	20
21	22	23	24	25	26	27
28	29	30				

OCTOBER 2025						
S	M	T	W	T	F	S
			1	2	3	4
5	6	7	8	9	10	11
12	13	14	15	16	17	18
19	20	21	22	23	24	25
26	27	28	29	30	31	

NOVEMBER 2025						
S	M	T	W	T	F	S
						1
2	3	4	5	6	7	8
9	10	11	12	13	14	15
16	17	18	19	20	21	22
23	24	25	26	27	28	29
30						

DECEMBER 2025						
S	M	T	W	T	F	S
	1	2	3	4	5	6
7	8	9	10	11	12	13
14	15	16	17	18	19	20
21	22	23	24	25	26	27
28	29	30	31			

JANUARY 2026						
S	M	T	W	T	F	S
				1	2	3
4	5	6	7	8	9	10
11	12	13	14	15	16	17
18	19	20	21	22	23	24
25	26	27	28	29	30	31

FEBRUARY 2026						
S	M	T	W	T	F	S
1	2	3	4	5	6	7
8	9	10	11	12	13	14
15	16	17	18	19	20	21
22	23	24	25	26	27	28

MARCH 2026						
S	M	T	W	T	F	S
1	2	3	4	5	6	7
8	9	10	11	12	13	14
15	16	17	18	19	20	21
22	23	24	25	26	27	28
29	30	31				

APRIL 2026						
S	M	T	W	T	F	S
			1	2	3	4
5	6	7	8	9	10	11
12	13	14	15	16	17	18
19	20	21	22	23	24	25
26	27	28	29	30		

MAY 2026						
S	M	T	W	T	F	S
					1	2
3	4	5	6	7	8	9
10	11	12	13	14	15	16
17	18	19	20	21	22	23
24	25	26	27	28	29	30
31						

JUNE 2026						
S	M	T	W	T	F	S
	1	2	3	4	5	6
7	8	9	10	11	12	13
14	15	16	17	18	19	20
21	22	23	24	25	26	27
28	29	30				

JULY 2026						
S	M	T	W	T	F	S
			1	2	3	4
5	6	7	8	9	10	11
12	13	14	15	16	17	18
19	20	21	22	23	24	25
26	27	28	29	30	31	

AUGUST 2026						
S	M	T	W	T	F	S
						1
2	3	4	5	6	7	8
9	10	11	12	13	14	15
16	17	18	19	20	21	22
23	24	25	26	27	28	29
30	31					

SEPTEMBER 2026						
S	M	T	W	T	F	S
		1	2	3	4	5
6	7	8	9	10	11	12
13	14	15	16	17	18	19
20	21	22	23	24	25	26
27	28	29	30			

Sep 1: Labour Day
 Sep 2: School Planned Non-Instructional Day (no school for students)
 Sep 3: Back to school (1/2 day for students)
 Sep 30: National Day of Truth and Reconciliation
 Oct 13: Thanksgiving
 Oct 24: Provincial Pro-D (no school for students)
 Nov 5/6: Early Dismissal (to facilitate Parent Teacher Interviews)
 Nov 11: Remembrance Day
 Nov 28: District Planned Non-Instructional Day - Indigenous Focus (no school for students)
 Dec 22-Jan 2: Winter Break

Jan 5: Students back from Winter Break
 Jan 30: District Planned Non-Instructional Day (no school for students)
 Feb 16: BC Family Day
 Mar 16-27: Spring Break
 Apr 2: Good Friday
 Apr 6: Easter Monday
 Apr 24: Regional Pro-D (no school for students)
 May 18: Victoria Day
 Jun 1: School Planned Non-Instructional Day (no school for students)
 Jun 24: Last Day for students
 Jun 25: Administrative Day (no school for students)
 Jun 26: Summer Break begins

Professional, District, Ministry, Non Instructional Days - No School
 Statutory Holidays - No School

School Holidays - No School
 Early Dismissal